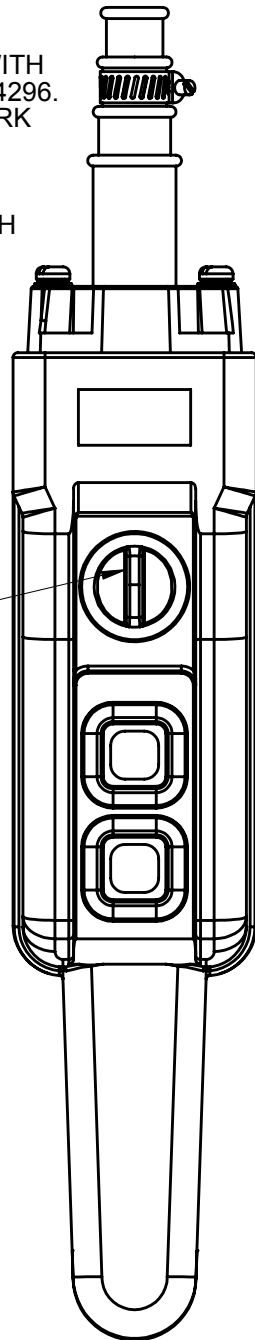


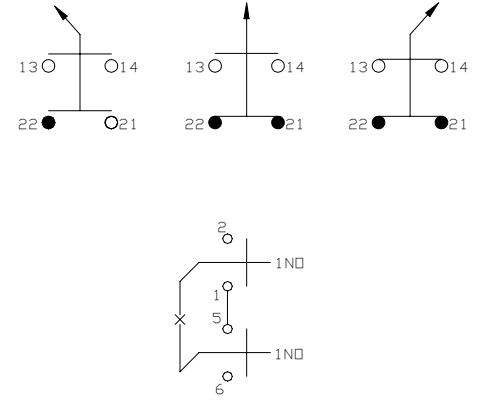
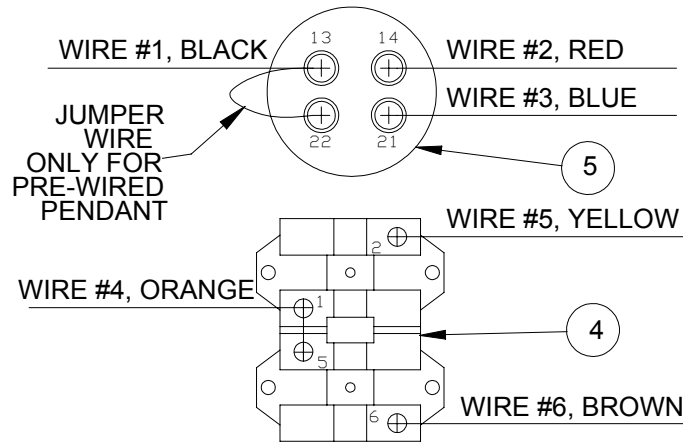
NOTES:

1. REMOVE BOTTOM SWITCH, P/N XA-34296, AND REPLACE WITH P/N XA-34294.
2. PUT JUMPER, XA-34761 WITH REMOVED SWITCH, XA-34296. BAG TOGETHER AND MARK WITH P/N XA-34296. PUT BACK INTO INVENTORY.
3. REMOVE THE TOP SWITCH AND REPLACE WITH XA-51702 SO IT IS MOUNTED WITH WITH THE POINTER OF THE SWITCH HEAD IN THE UP POSITION.



SEE NOTE 3

WIRES SHOWN FOR PRE-WIRED PENDANTS ONLY.



5	XA-51702	SWITCH 3POS SEL SPG RTN RT-1NO/1NC DP BK	1	PC	
4	XA-34294	SWITCH MOM 2NO INTERLOCK KITTED	1	PC	
3	XA-COB81.5P	PENDANT 80 SERIES 2 SPD E-STP PISTOL	1	PC	
2	XA-960400	MANUAL PNDNTS 80 SERIES	1	PC	
1	XA-34761	JUMPER PNDNT SWTCH 80-3	1	PC	
16	ITEM	MATERIAL NO. 2	DESCRIPTION	QTY.	UNIT

STATUS: RELEASED		DESCRIPTION: PENDANT 80 SEL RETURN FROM RT SGL E-STP	
ER NO: 54189	INTERPRET GEOMETRIC TOLERANCING PER: ASME Y14.5-1994	PROPRIETARY AND CONFIDENTIAL	
ER DATE: 07/20/2012	UNLESS OTHERWISE SPECIFIED PRIMARY UNITS ARE IN INCH POUND SECONDS SECONDARY UNITS IN MILLIMETERS KILOGRAMS SECONDS	10102 F Street Omaha, NE 68127 800-521-4888	
ER ENGR: K COCHRAN	TOLERANCES ARE AS FOLLOWS		
ER APPR: M MACDONALD	DECIMAL =	MATERIAL NO. 2:	
DRAWN: K COCHRAN 07/16/2008	X.X ± 0.1 IN (2.5 MM) MINIMUM MACHINED SURFACE	XA-COB81.5PE	
APPR: G ACOSTA 07/16/2008	ANG. ± 1' FRACTION ± 1/16 THREAD CLASS: 2		
SIZE A SCALE: 1:2 WEIGHT(REF): 0.78 LB MAT'L:		REV 16	
		SHEET 1 of 1	