


Hevi-Bar II - 500A Conductors


Standard Conductor Bar and Components

Type / Max Temp.	Use (Color)	Conductor Bar	Conductor Bar Cut Lgth (Specify 5 to 29 ft)	Expansion Section	Splice	Power Feed	Power Interrupting Section ♦	End Cover
PVC 160° F	Phase / Indoors (Orange)	27582	27583	37677	37676	37674	50746	27588
	Ground / Indoors (Green)	50258	50260	37677E	37676	37674	N/A	27588
	Phase & Ground / Outdoors UV Stable (Black)	38925	38926	38946	37676	37674	50746B	27588
Poly - carbonate 250°F	Phase & Ground / Indoors & Outdoors (Red)	32496	39225	32498	32499	32500	50747	27588
Wt lb (kg)		26.0 (11.79)	.87 lb/ft. (0.39 kg/m)	30.0 (13.61)	1.2 (0.681)	0.9 (0.408)	50 (22.67)	0.1 (0.045)
Length ft (m)		30.0 (9.114)	*	30.0 (9.114)	/	/	30.0 (9.114)	/


♦ See Appendix IV Pgs. 63-64.



Conductor Bar



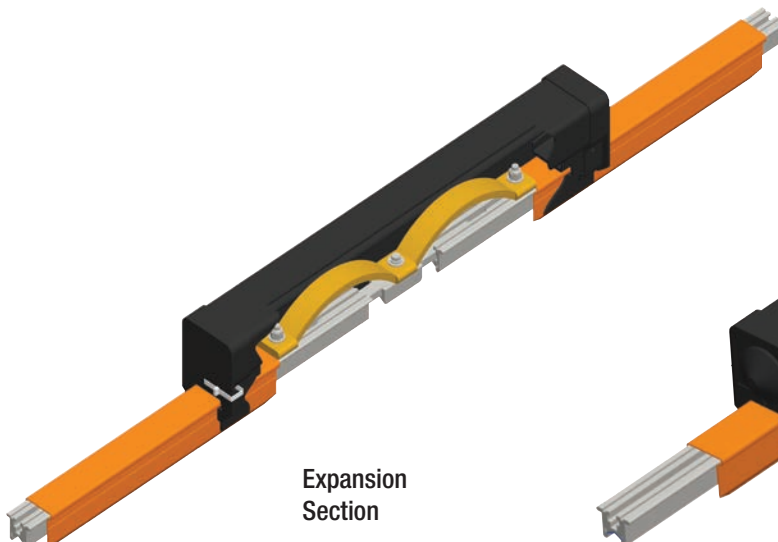
Dura-Coat Conductor Bar with Splice



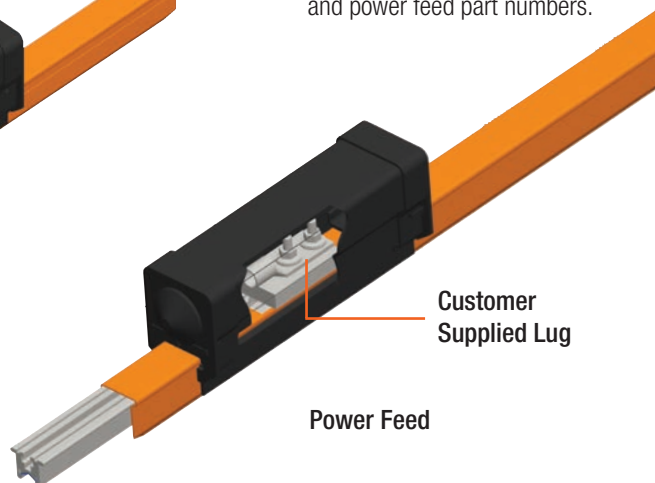
End Cover

Expansion Sections and Power Feed

Expansion Sections are required at all structural expansion joints and for all systems greater than 390 ft (118.87 m). See table above for expansion and power feed part numbers.



Expansion Section



Power Feed

Customer Supplied Lug