


Hevi-Bar II - 1000A Conductors


Standard Conductor Bar and Components

Type / Max Temp.	Use (Color)	Conductor Bar	Conductor Bar Cut Lgth (Specify 5 to 29 ft)	Expansion Section	Splice	Power Feed	Power Interrupting Section ♦	End Cover
PVC 160° F	Phase / Indoors (Orange)	23500	23503	23512	37746	38184	50755	33796B
	Phase & Ground / Outdoors UV Stable (Black)	23500D	38938	23512C	37746	38184	50755B	33796B
Poly - carbonate 250°F	Phase & Ground / Indoors & Outdoors (Red)	31991	51408	50941	31964	38184D	50756	33796B
Fiberglass Reinforced Polyester 400°F	Phase & Ground / Indoors (Orange)	23508	23511	23514	23520	23530	50757	23523
Wt (lb)		48 (21.77)	1.6 lb/ft (0.725 kg/m)	60 (27.21)	3.0 (1.36)	1.5 (0.68)	79 (35.83)	1.3 (0.59)
Length (ft.)		30	-	20.0	/	/	30.0	/


♦ See Appendix IV Pg. 63-64.



Conductor Bar



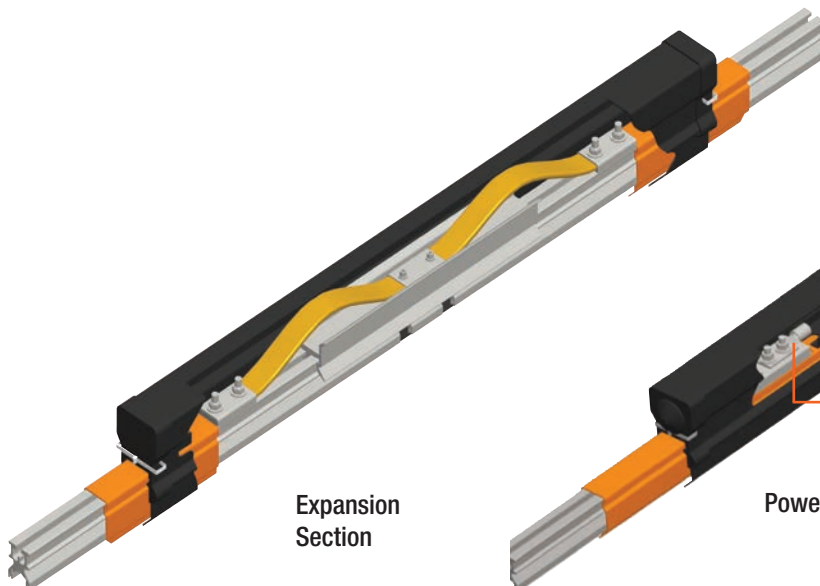
Dura-Coat Conductor Bar with Splice




End Cover

Expansion Sections and Power Feed

Expansion Sections are required at all structural expansion joints and for all systems greater than 390 ft (118.87 m). See table above for expansion and power feed part numbers.



Expansion Section



Power Feed

Customer Supplied Lug