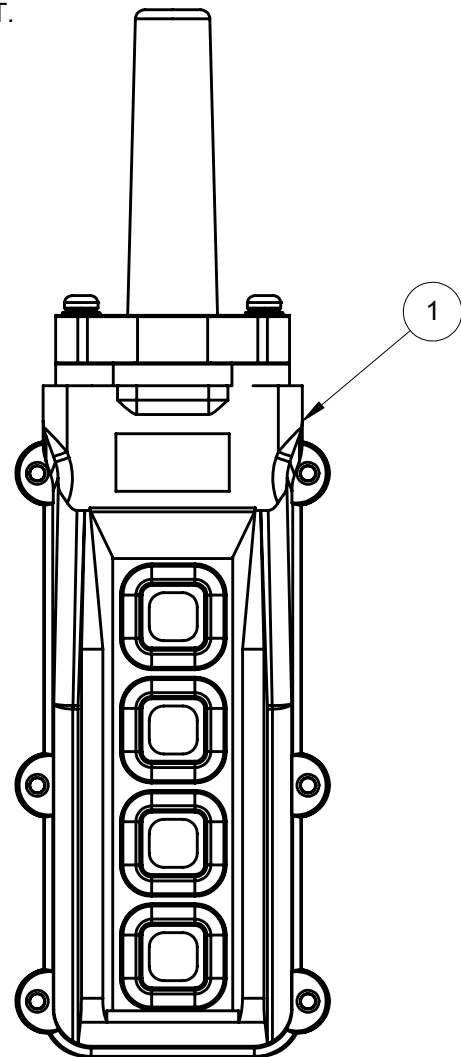
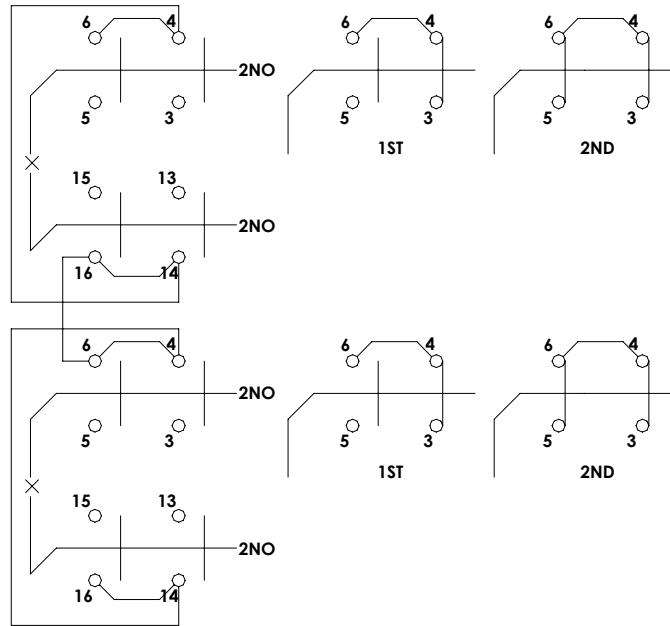


NOTES:

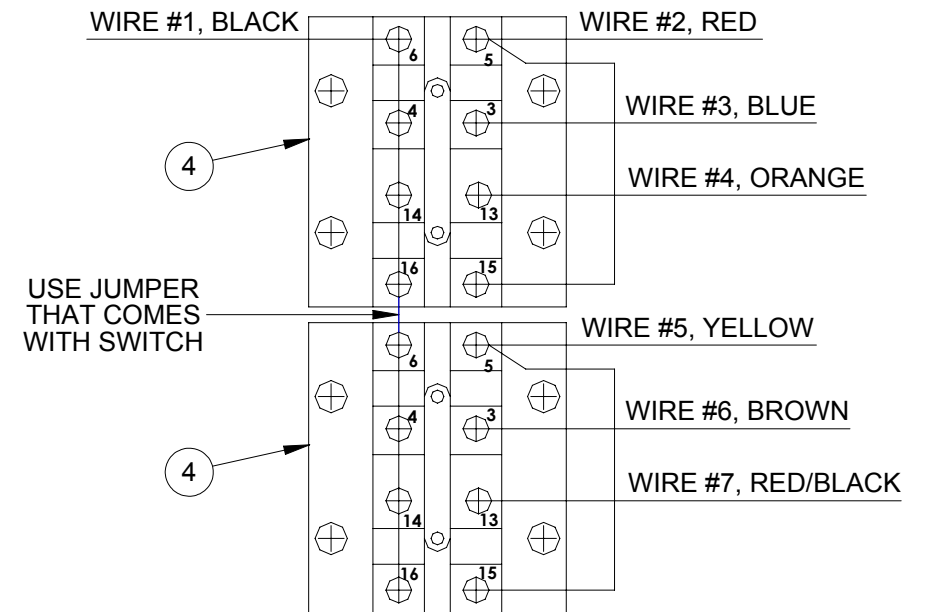
1. ENCLOSE THIS DRAWING WITH PENDANT.
2. IF PRE-WIRING REQUESTED:
  - a. STRIP APPROX. 6-8 INCHES OF JACKET OFF OF ONE END OF SPECIFIED CABLE.
  - b. FEED CABLE THROUGH CORRECT SIZE BUSHING, COLLAR AND HOUSING. SECURE IN PLACE.
  - c. CUT EACH WIRE TO APPROXIMATE LENGTH (NOT SHORTER THAN 6 INCHES) NEEDED TO ROUTE WIRE TO CORRECT TERMINAL ON SWITCH. ATTACH TERMINAL RING, ROUTE WIRE TO TERMINAL ON SWITCH AND ATTACH USING SCREW PROVIDED WITH SWITCH.
  - d. DO NOT CUT EXTRA WIRES (IF ANY) ANY SHORTER THAN 6 INCHES OR THE LENGTH OF THE CASE, WHICH EVER IS LONGEST.
  - e. CLOSE AND SECURE CASE.
3. SEE MANUAL FOR STRAIN RELIEF INSTALLATION IF ONE IS REQUIRED PER ORDER.
4.  $\triangle 10$  DO NOT ASSEMBLE BUSHING TO PENDANT, SEND IT WITH.
5. SEND ALL EXTRA PARTS WITH PENDANT.



SWITCH SCHEMATIC



SWITCH ASSEMBLY VIEWED FROM BACK SIDE



ITEM	MATERIAL NO. 2	DESCRIPTION	QTY.	UNIT
5	XA-07853	TERMINAL RING 22-18 AWG #10 STUD	7	PC
4	XA-34296	SWITCH 2 SPD 4NO INTRLK	2	PC
3	XA-PEN1077	STICKER UL FOR 80 SERIES PNDNT	1	PC
2	XA-960400	MANUAL PNDNTS 80 SERIES	1	PC
1	XA-34275	ENCLOSURE 4 BTN STD BACK ABS PLSTC YEL	1	PC

STATUS: <b>RELEASED</b>		DESCRIPTION: <b>PENDANT 4-BTN (2) 2-SPD INTLK</b> $\triangle 10$	
ER NO. 64411	INTERPRET GEOMETRIC TOLERANCING PER: ASME Y14.5-1994	PROPRIETARY AND CONFIDENTIAL	
ER DATE: 08/06/2015	UNLESS OTHERWISE SPECIFIED	This drawing and the information shown constitute trade secret and confidential property of Conductix-Wampler, Inc. It is subject to recall, and is loaned for use only in connection with the authorized manufacture or installation of Conductix-Wampler, Inc. products, and on the condition that it will be treated as confidential and will not be disclosed, published or reproduced in whole or in part, or permitted to be viewed or used by any other party, without specific written permission. Receipt and use of the drawing and information constitutes acceptance and agreement to the above.	
ER ENGR: K COCHRAN	PRIMARY UNITS ARE IN INCH POUND SECONDS	10102 F Street Omaha, NE 68127 800-521-4888	
ER APPR: M BLAIR	SECONDARY UNITS IN MILLIMETERS KILOGRAMS SECONDS	MATERIAL NO. 2: <b>XA-34224</b>	
DRAWN: DAVE T	TOLERANCES ARE AS FOLLOWS	REV <b>10</b>	
DATE: 02/10/1997	DECIMAL: X.X ± 0.1 IN (2.5 MM)	SIZE <b>B</b> SCALE: 1:2	
APPR: SAR	FRAC: X.XX ± 0.03 IN (0.8 MM)	WEIGHT(REF): 1.05 LB	
DATE: 01/26/1999	ANG: ± 1°	MAT'L:	
	THREAD CLASS: 2	SHEET 1 OF 1	
	ALL DIMENSIONS GREATER THAN 24.00 INCHES HAVE A TOLERANCE OF ± .063 IN UNLESS OTHERWISE SPECIFIED		